



TOYOTA PROACE



PRODUCT GUIDE

Effective from December 2025



PROACE

A WORKMATE FOR EVERY JOB

From small start-up to growing enterprise, whatever the size of your business, you'll find the Proace is designed to be every van you need.

Scan the QR code to learn more about the Proace.



ALL IMAGES CONTAINED IN THIS DOCUMENT ARE FOR ILLUSTRATIVE PURPOSES ONLY. LOCAL SPECIFICATION MAY VARY.

SPECIFICATIONS



PROACE GX



SAFETY

- Multi-reflector halogen headlamps
- Daytime running lights (bulb)
- Driver monitor camera
- Anti-lock Braking system (ABS) with Electronic Brake force Distribution (BED)
- Brake Assist (BA)
- High-mounted stop lamp (LED)
- Rear combination lamps (bulb)
- Vehicle Stability Control (VSC)
- Hill-start Assist Control (HAC)
- Intrusion alarm
- Supplemental Restraint System (SRS) airbags
- Tyre pressure monitoring system (TPMS)
- Fixed metal bulkhead
- Pre-collision system with Auto emergency brake
- Driver Attention Assist (DAA) (Vehicle Sway Warning)
- Traffic sign recognition with Intelligent Speed Assist (ISA)
- Lane Keep Assist (LKA) with Steering Control
- Dusk Sensor with High Beam Assist (HBA)
- Rear parking sensors
- Front Fog Lamps (LED)
- Programmable Adjustable Speed Limiter (ASL) and Cruise Control
- Visio 180° Rear view camera
- eCall emergency call system

CONVENIENCE

- Manual air conditioning
- Driver armrest
- 2-seater front passenger bench
- Height-adjustable driver seat
- Lumbar support on driver seat
- Front power windows
- Rain sensor
- Front 12V power outlet (1)
- Two sliding side doors
- 180° opening of rear wing doors
- Power-adjustable, auto-retractable, heated door mirrors

STYLING

- Multi-spoke urethane steering wheel with audio switches
- Privacy Glass - 30% (Smoke tint)
- Dark grey fabric upholstery
- Black door handles
- Black front and rear bumpers
- Black door mirrors
- Black sliding door rail cover
- Chrome insert on front grille
- Black protection moulding on side doors

TRANSPORT

- Smart Cargo **
- Front passenger bench – under seat storage***
- Closed upper glovebox
- Rubber floor mats
- Open upper dashboard storage compartment

AUDIO & NAV

- 2 Speakers, 2 Tweeters
- USB Connector (2) - Type C
- 10" Touchscreen Display with Wireless Apple CarPlay* and Android Auto™
- 10" Colour TFT for information display
- Digital Audio Broadcast (DAB)
- Bluetooth® hands-free system

WHEELS

- 16" Steel Wheels with hub cap (215/65 R16)
- Full spare wheel

BEV adds to ICE

- Electronic Park Brake
- Heated Leather Steering Wheel
- Heated Driver Seat
- 11 kW On Board Charger
- Side Airbags: D&P Thorax & Curtain
- Automatic Climate Control
- Full Wheel Cover

* Apple CarPlay is a trademark of Apple Inc.

** 2.2 150hp LWB AT & BEV only

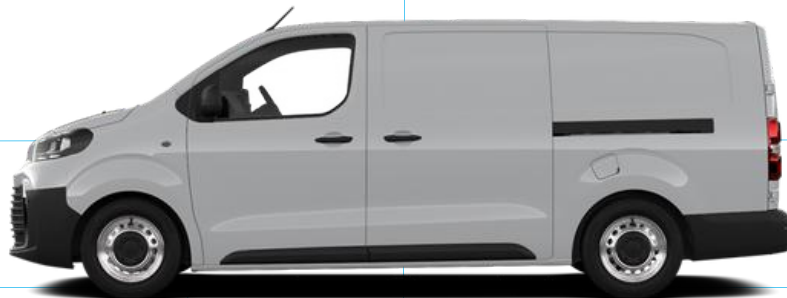
*** N/A on 2.2 150hp AT & BEV





PERFORMANCE AND EFFICIENCY – ICE

Available in 1.5, 2.2 MT & 2.2 AT



Performance	1.5 D 120hp Manual Medium Wheelbase	2.2 D 150hp Manual Long Wheelbase	2.2 D 150hp Automatic Long Wheelbase
Maximum Speed (km/h)	160	179	178
0-100 km/h (secs)	16.0	14.2	14.4
Nitrogen Oxides (Nox)	58.6 mg/km *	19.9 mg/km *	11.1 mg/km *
Fuel Consumption Combined (WLTP)	6.5 l/100km	6.7 l/100km	6.9 l/100km
Torque (Nm)	300	370	370
CO2 Combined (WLTP)	171 g/km	177 g/km	182 g/km
Motor Tax (Commercial)	€333	€333	€333
Transmission	6 Speed	6 Speed	8 Speed
Stop & Start System	✓	✓	✓

* Pending final homologation



PERFORMANCE AND EFFICIENCY – BEV

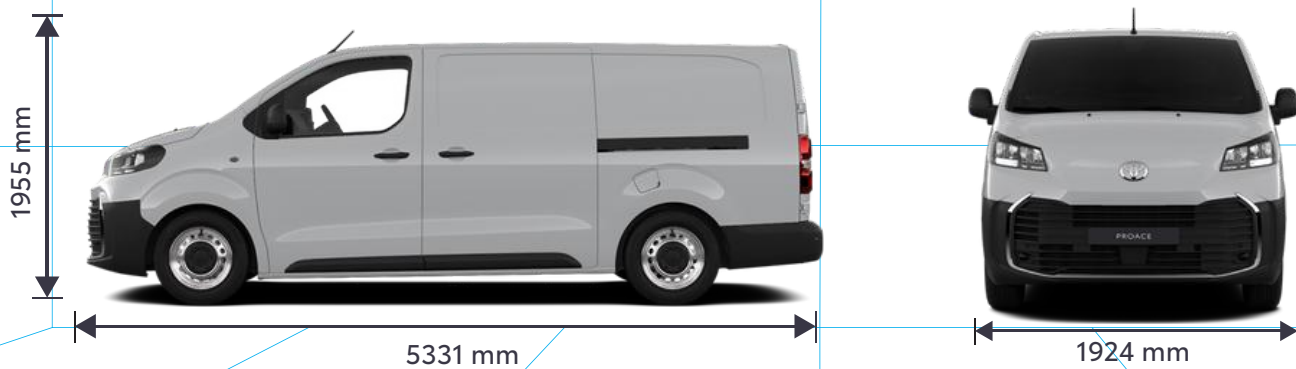


Performance	100kW / 136hp Automatic Long Wheelbase
Electric Motor (kW / hp)	100 / 136
Transmission	Single Speed Automatic
Torque (Nm)	260
Maximum Speed (km/h)	130
Battery Size (kWh)	75
EV Range (km)	347
Electric Consumption (kWh/100km) (WLTP)	24.1
Motor Tax	€333
AC Charging 0-100% (kW / Time) Single Phase	11 / circa 11 hrs
AC Charging 0-100% (kW / Time) Tri-Phase	11 / 7.5 hrs
DC Charging 10-80% (kW / Time)	100 / circa 45 mins



PERFORMANCE AND EFFICIENCY

Continued



Dimensions & Weights	Medium Wheelbase (ICE)	Long Wheelbase (ICE)	Long Wheelbase (BEV)
Length (mm)	4981	5331	
Width (mm)	1924	1924	
Height (mm)	1955	1955	1910
Kerb Weight (kg)	1656-1854	1806-2031 MT / 1817-2037 AT	
Gross Vehicle Weight (kg)	2656	3100	3053
Payload (kg)	1000	1360	1000
Towing Capacity (kg)	2000	2500	1000

PROACE



EXTERIOR COLOURS



Icy White (EPR)



Titanium Grey (KKJ)



Black (KTV)



Silver (KCA)

PROACE



INTERIOR TRIMS

Available in dark grey fabric with a unified black instrument panel that delivers a fresh image.



Dark grey fabric (CMFT)



PROACE

KEY ACCESSORIES

PROACE REAR BUMPER PROTECTION PLATE



REAR BUMPER PROTECTION PLATE

Designed to protect the rear bumper paintwork against scratching when sliding heavy or awkward loads into the boot.

SCUFF PLATE



SCUFF PLATE

Toyota scuff plates add a stylish design feature while also protecting the door sill paintwork. Their brushed aluminium finish is highlighted by subtle illumination.

ROOF BARS



ALUMINIUM ROOF PLATFORM COMPACT (MWB)

Heavy duty aluminium platform with integrated roller bar to facilitate loading.

LWB available



STEEL ROOF PLATFORM FOR COMPACT (MWB)

Heavy duty steel platform with integrated roller bar to facilitate loading.

LWB available



ROOF RACK (3 BARS)

Lockable aerodynamic aluminium design that is easy to install and remove. It combines with a wide range of specialised carrying attachments.

2-bar option available



Scan the QR Code for more information on accessories.



TOYOTA SAFETY SENSE

Toyota Safety Sense features a set of five active technologies with the ultimate goal being to reduce traffic accidents as much as possible, helping to create a safer driving environment for everyone, while supporting you in your daily journey.



Pre-Collision System

Recognizes a potential head-on impact and a wide range of objects in the car's path, including pedestrians, cyclists and motorcycles.



Lane Keep Assist

The lane-centring function will alert the driver if the vehicle starts to deviate from it's lane.



Road Sign Assist

Monitors the road signs ahead, displaying useful information such as the current speed limit.



Adaptive Cruise Control

Drivers can choose their cruising speed at a pre-set distance from the vehicle in front. If this distance falls, the system will reduce it's speed.



Scan the QR Code to learn more about Toyota Safety Sense!



MANUFACTURER'S WARRANTY

For peace of mind Toyota manufacturer's warranty ensures that every trip runs smoothly with:



Manufacturer Warranty

- 3yrs/100,000km - Manufacturers Warranty
- 3yrs/unlimited mileage - Surface Rust/Paintwork
- 12yrs/unlimited mileage - Corrosion Perforation



EV Warranty

- 5 yrs/100,000km - All EV Components
- 8yrs/160,000km - EV Battery Warranty
- Up to 10yrs/ 1 Million km EV Battery Extended Care once serviced with a Toyota Dealer.



Roadside Assistance

3 years of roadside assistance with Toyota Eurocare in the case of:

- Mechanical breakdown
- Accident
- No fuel
- Flat battery
- Flat Tyre
- Key lost or locked in

Call Toyota Eurocare on 1800-741-700 or from abroad +353 1 6193640

For further warranty details or recovery services contact your local Toyota Dealer.






TOYOTA RELAX

Toyota Relax is a testament to the confidence we place in the quality of our vehicles. After your manufacturer's warranty finishes, you can still feel complete peace of mind, with a new 12 month or 15,000km Toyota Relax warranty if you service your vehicle with us. So you can rest assured that your car is in safe hands with expert technicians, who only use genuine parts. So your Toyota stays 100% Toyota.

If you choose to service with us, you are eligible for a new Toyota Relax warranty - up to 10 years vehicle age or 185,000km (whichever comes first) after the expiration of the manufacturer's warranty. See Toyota Website (www.toyota.ie/relax) for more details.







BUILT FOR A BETTER WORLD

To the best of our knowledge, all information in this product guide is correct at the time of going to print. Details of specifications and equipment provided in this product guide are subject to local conditions and requirements and may, therefore, vary from models available in your area. Please enquire with your local dealer for details on your local specifications and equipment. Vehicle body colours may differ slightly from the printed photographs in this Product Guide. Toyota Ireland reserves the right to alter any details of specifications and equipment without prior notice. © 2025 by Toyota Ireland. No part of this publication may in any way be reproduced without the prior written approval of Toyota Ireland.

